

ENVIRONMENTAL ADMINISTRATION OF TOKYO (MAINLY WASTE MANAGEMENT)

ANMC21 Joint Project:

*Promotion of Environmentally Sound Waste Management and
Resource Recycling*

February 16, 2009

SELF-INTRODUCTION

■ MY NAME IS

- YUTAKA TANIGAMI

■ I BELONG TO

- PLANNING SECTION, WASTE MANAGEMENT DIVISION

- BUREAU OF ENVIRONMENT, TMG

■ MY OFFICIAL TITLE IS

- DIRECTOR, PLANNING FOR WASTE MANAGEMENT & RECYCLING

■ ANYTHING ELSE

Profile of Tokyo Metropolis

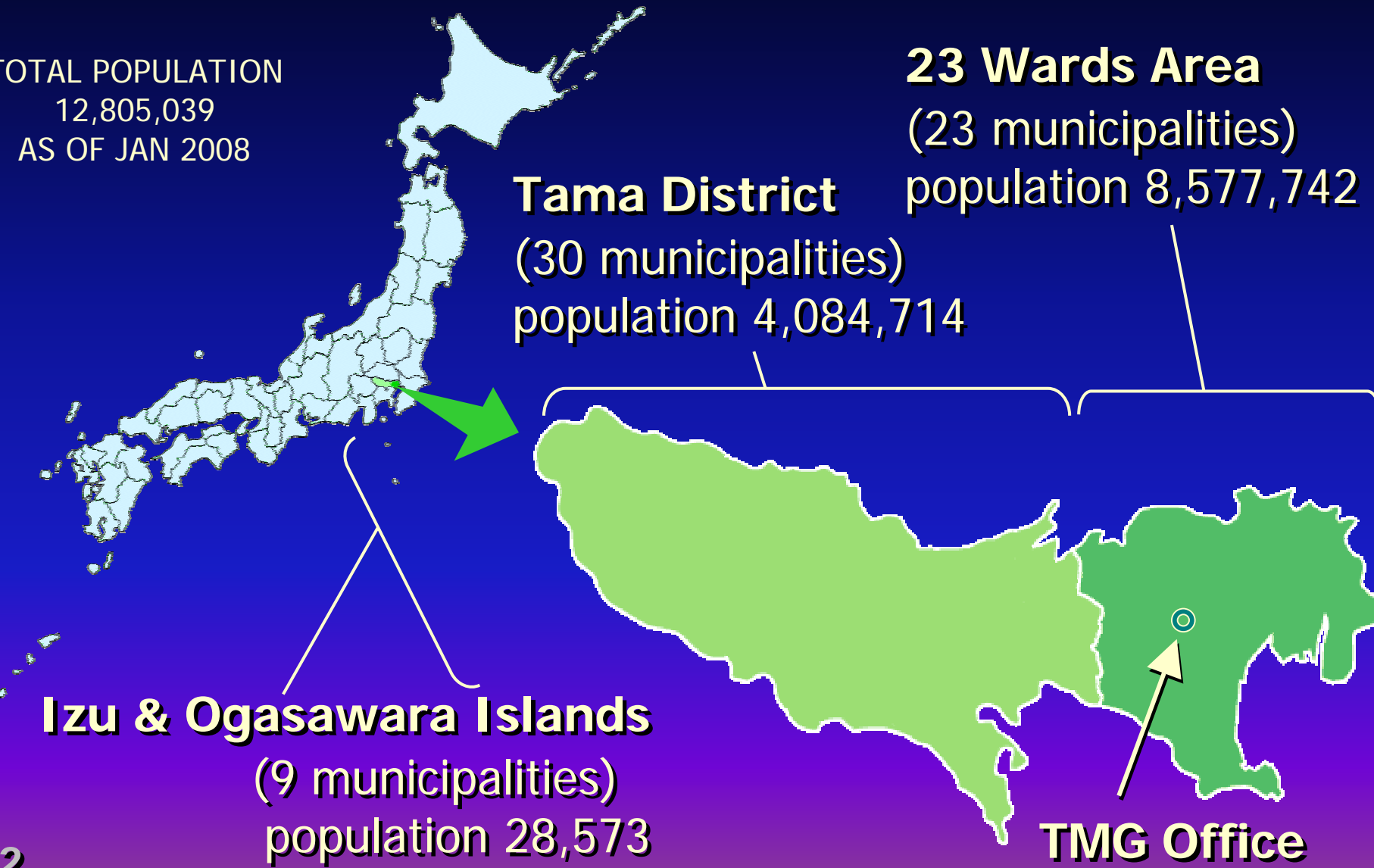
TOTAL POPULATION
12,805,039
AS OF JAN 2008

23 Wards Area
(23 municipalities)
population 8,577,742

Tama District
(30 municipalities)
population 4,084,714

Izu & Ogasawara Islands
(9 municipalities)
population 28,573

TMG Office



Tokyo Metropolis



Hills and mountains



Megalopolis



Subtropical islands

INTRODUCTION OF TOKYO

Created with a
non-activated version
www.avs4you.com

OUTLINE OF TMG (TOKYO METROPOLITAN GOVERNMENT)

PERSONNEL (AS OF AUG.2008)

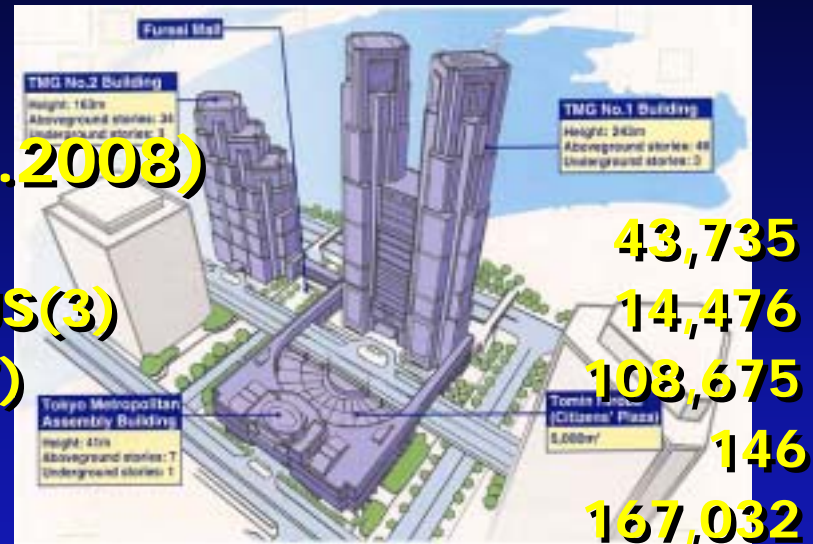
GOVERNER'S BUREAUS (17)

PUBLIC ENTERPRISE BUREAUS(3)

EXECUTIVE COMMISSIONS(7)

LEGISLATIVE ORGANS(1)

SUM.



The Metropolitan Buildings

Tokyo Metropolitan Main Building No.1:243 meters (797 ft) high with forty-eight stories above and three stories below ground.

Tokyo Metropolitan Main Building No.2:163 meters (535 ft) high with thirty-four stories above and three stories below ground.

Tokyo Metropolitan Assembly Building:41 meters (135 ft) high with seven stories above and one story below ground.

OUTLINE OF TMG (2)

■ FINANCE (FY 2009)

■ REVENUE & EXPENDITURE

- 6,856 BILLION YEN(¥)
68.5 BILLION \$(US)
114 BILLION \$ (S)
2,657 BILLION Thai Baht



■ DETAILS OF CATEGORY

- | | |
|----------------------------------|-------|
| ■ SOCIAL WELFARE & PUBLIC HEALTH | 18.6% |
| ■ EDUCATION & CULTURE | 22.1% |
| ■ CIVIL ENGINEERING WORKS | 19.6% |
| ■ POLICE & FIRE WORKS | 20.5% |
| ■ LIVING ENVIRONMENT | 5.3% |

THE OUTLINE OF BUREAU OF ENVIRONMENT

Bureau of Environment Tokyo Metropolitan Government

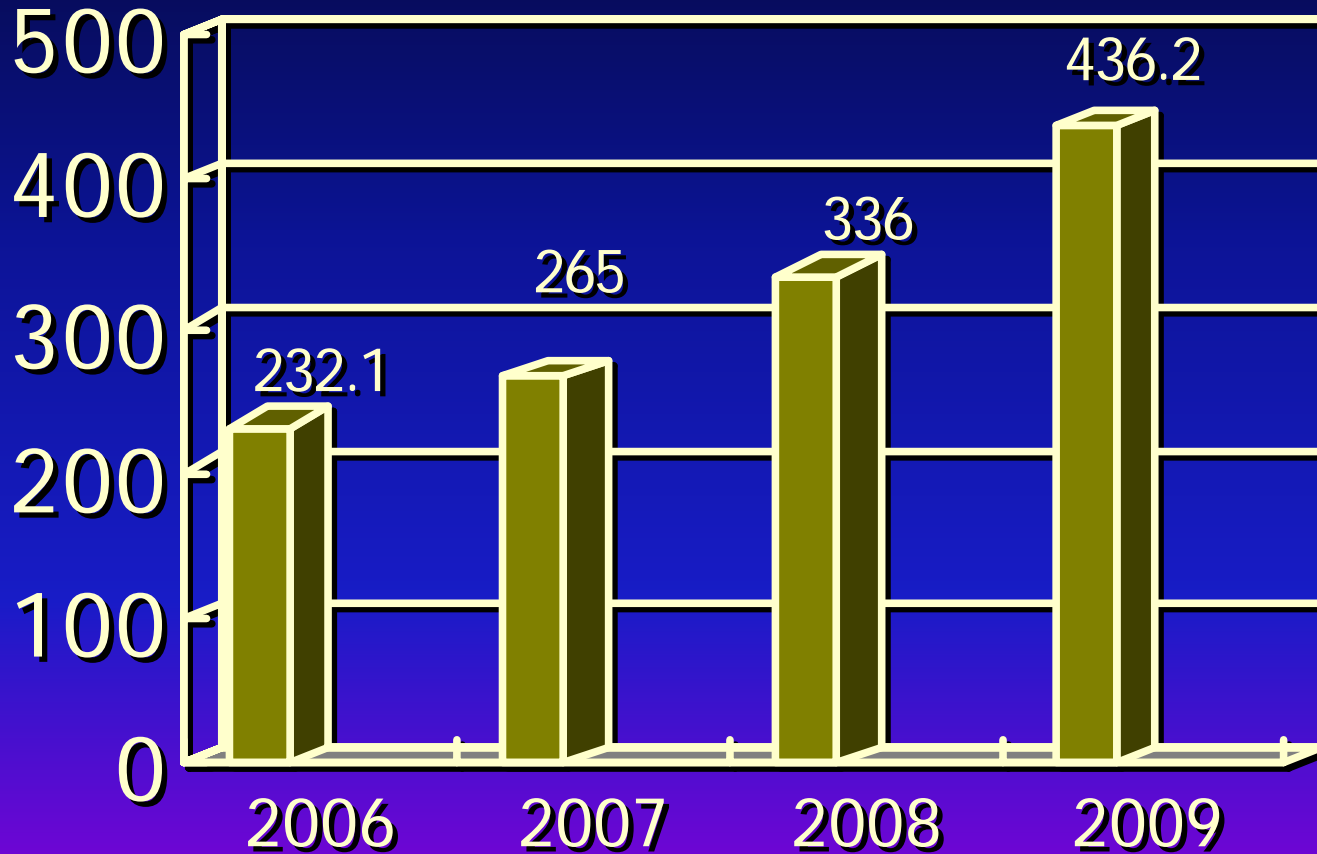
	Personnel
Bureau of Environment Personnel (607)	
Environmental Policy Division	8
Urban and Global Environment Division	4
Environmental Improvement Division	8
Automotive Pollution Control Division	5
Natural Environment Division	7
Waste Management Division	8
Tama Environment Office	10
Landfill Site Management Office	9

AS OF AUGUST 2008

BUREAU OF ENVIRONMENT BUDGET

FY 2009

BUREAU OF ENVIRONMENT



UNIT: MILLION US \$

DETAILS OF BUDGET OF BUREAU OF ENVIRONMENT IN 2009

CATEGORY	(US MILLION \$)	RATIO
PERSONNEL	5235	12.0%
PLANNING & STUDY	10897	25.0%
CLIMATE CHANGE	5696	13.1%
AIR & SOIL POLLUTION	845	1.9%
AUTOMOBILE POLLUTION	4516	10.4%
PROTECTION OF NATURAL ENVIRONMENT	9997	22.9%
WASTE MANAGEMENT	6435	14.8%
TOTAL	43621	

THE OUTLINE OF WASTE MANAGEMENT OF TMG

■ GENERAL WASTE(HOUSEHOLD WASTE)

- THIS MANAGEMENT IS CARRIED OUT BY THE RESPONSIBILITY OF 62 LOCAL SELF-GOVERNING BODIES IN TYO.
- TMG GIVES THEM TECHNICAL ADVICES .
- TMG OPERATES THE DISPOSAL SITE AT TOKYO PORT.

■ INDUSTRIAL WASTE

- THIS MANAGEMENT IS CARRIED OUT BY THE RESPONSIBILITY OF GENERATORS THEMSEVES.
- GENERATORS CAN ENTRUST THAIR WASTE TREATMENT TO THE COMPANIES THAT PERMITTED BY TMG.
- TMG GIVES PERMISSION OF THEIR COMPANIES AND GUIDE THEM.

GENERAL WASTE

一般廃棄物

HOUSEHOLD WASTE

Amount of General Waste in Tokyo (recyclable waste excluded)

都内の都市ごみ排出量(資源ごみを除く)

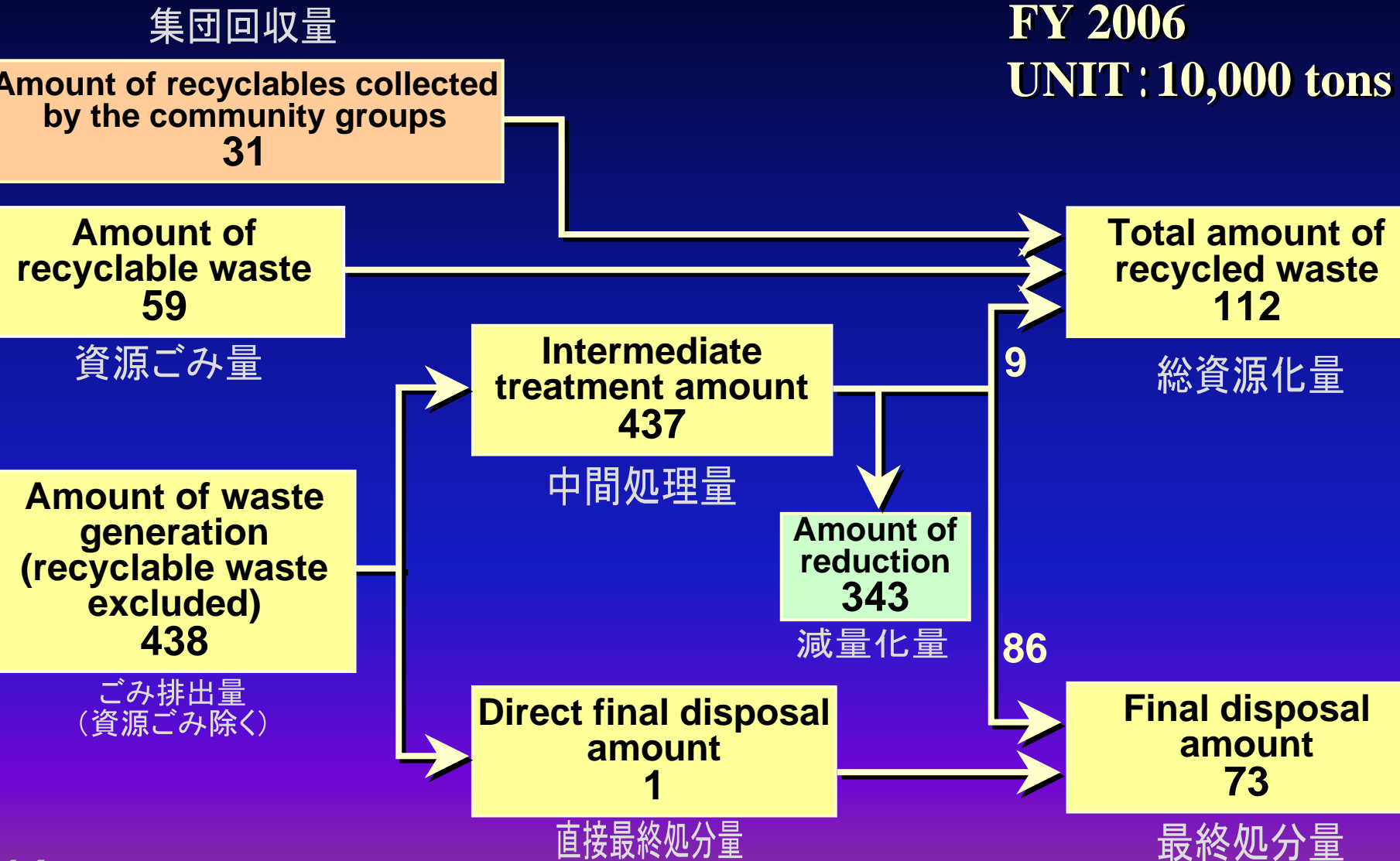
unit : 10,000 tons



Flow of General Waste in Tokyo

FY 2006

UNIT: 10,000 tons

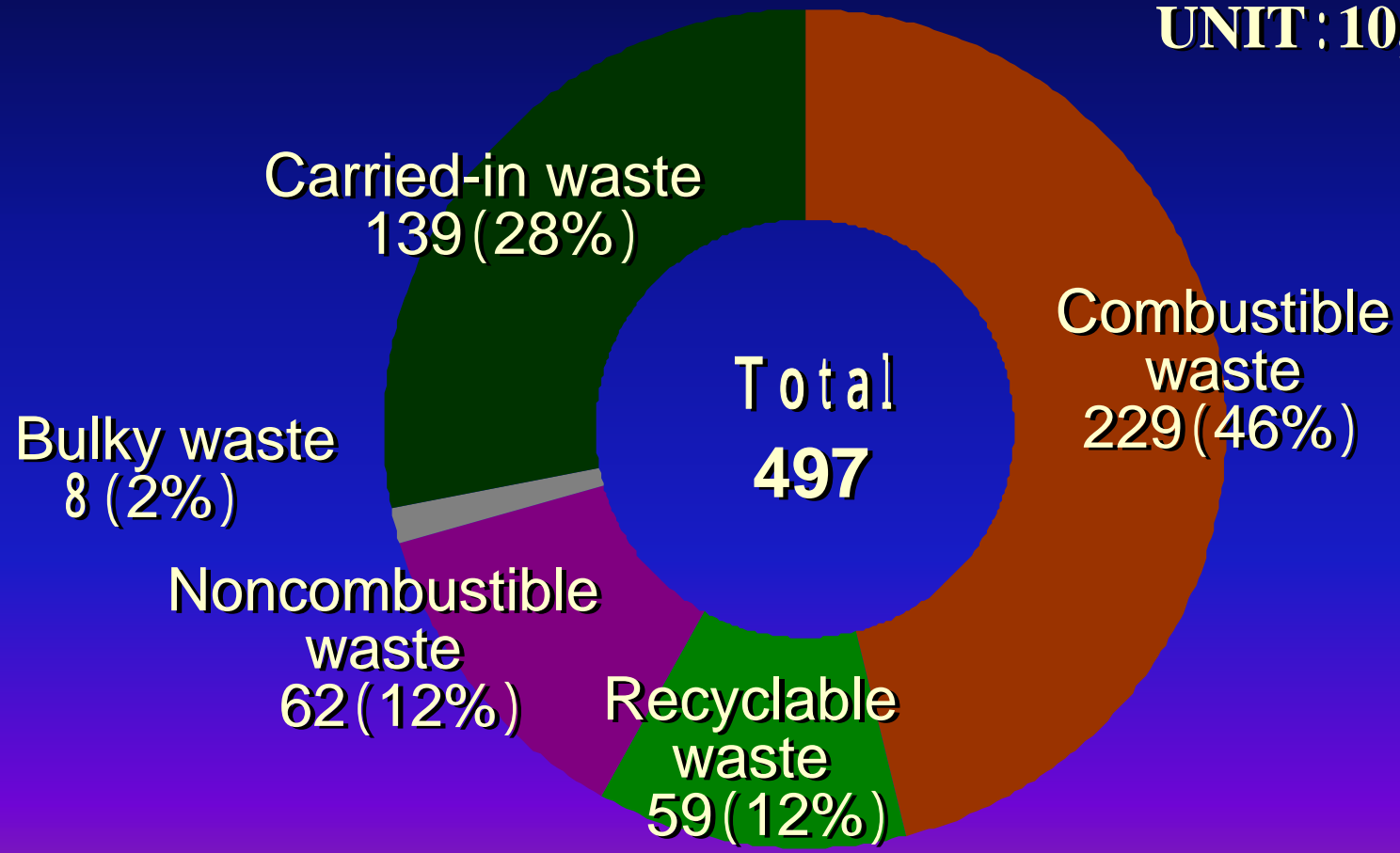


Amount of General Waste Generation by Waste Type in Tokyo

都内の一般廃棄物の種類別排出量

FY 2006

UNIT: 10,000 tons



Collection of General Waste

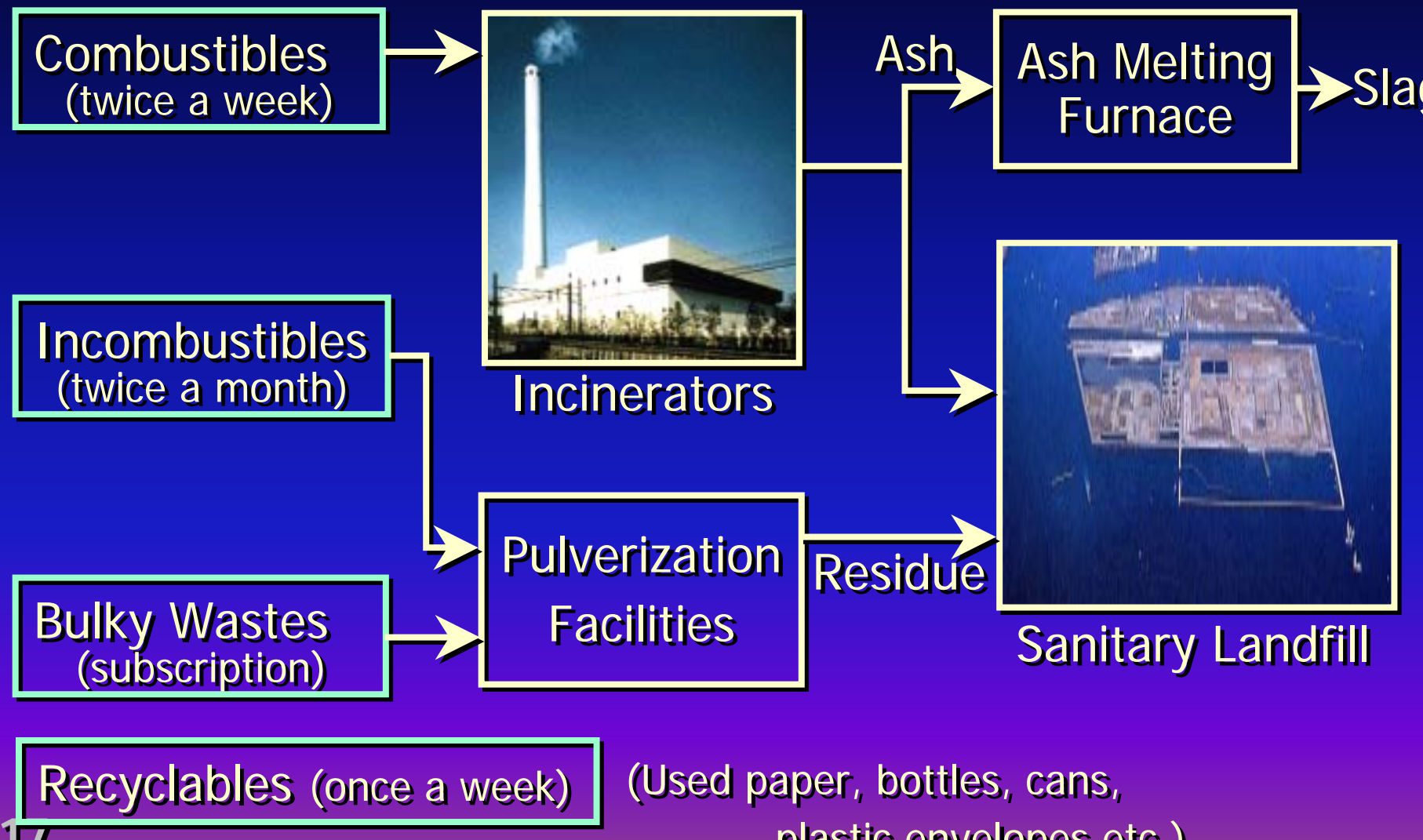


Collection point

**Collection of General Waste
in the commercial district**



General Waste Flow Chart in 23 Wards Area



Incinerators



Shin-kouto incineration plant
(capacity:1,800t/d)
(power generation capacity :50,000kW)

Toshima incineration plant (capacity:400t/d)
(power generation capacity :7,800kW)



Each incineration plant in 23 wards area has a certificated environmental management system based on the ISO14001.

Number of incineration plant in Tokyo


Areas of Tokyo	Number of plant	Total Capacity (t / day)
23 Wards Area	22	13,000
Tama District	19	5,374
Islands	10	86

Recycling of incinerator ash


23 Wards Area




Ash Melting Furnace



Molten slag




Asphalt pavement material, etc




Tama District



Eco-Cement Plant



Eco-Cement



concrete product

Sanitary Landfill in Tokyo Bay



THIS IS THE LAST LANDFILL SITE
IN 23WARDS AREA

INDUSTRIAL WASTE

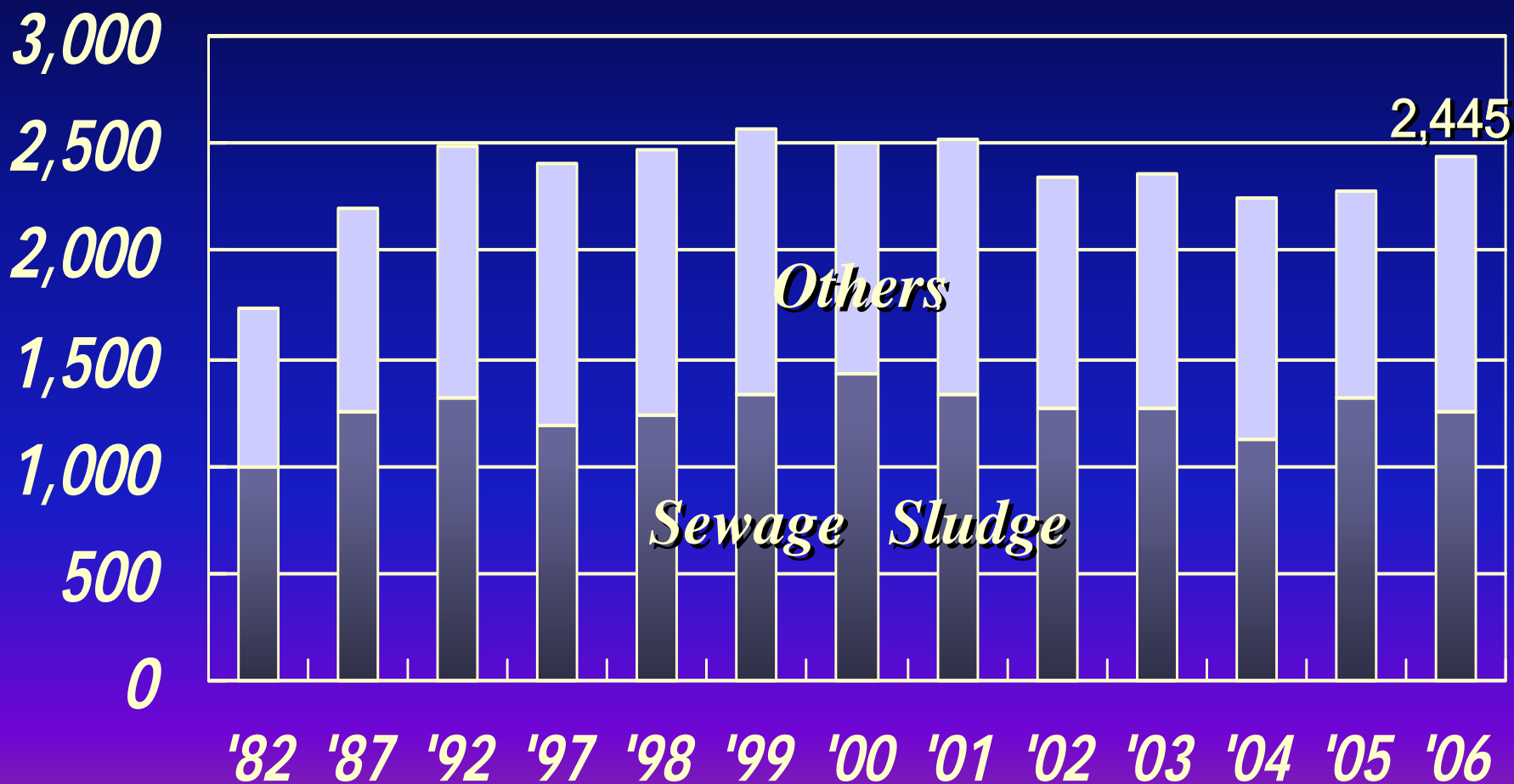
産業廃棄物

Amount of Industrial Waste in Tokyo

都内の産業廃棄物排出量

FY: 2006

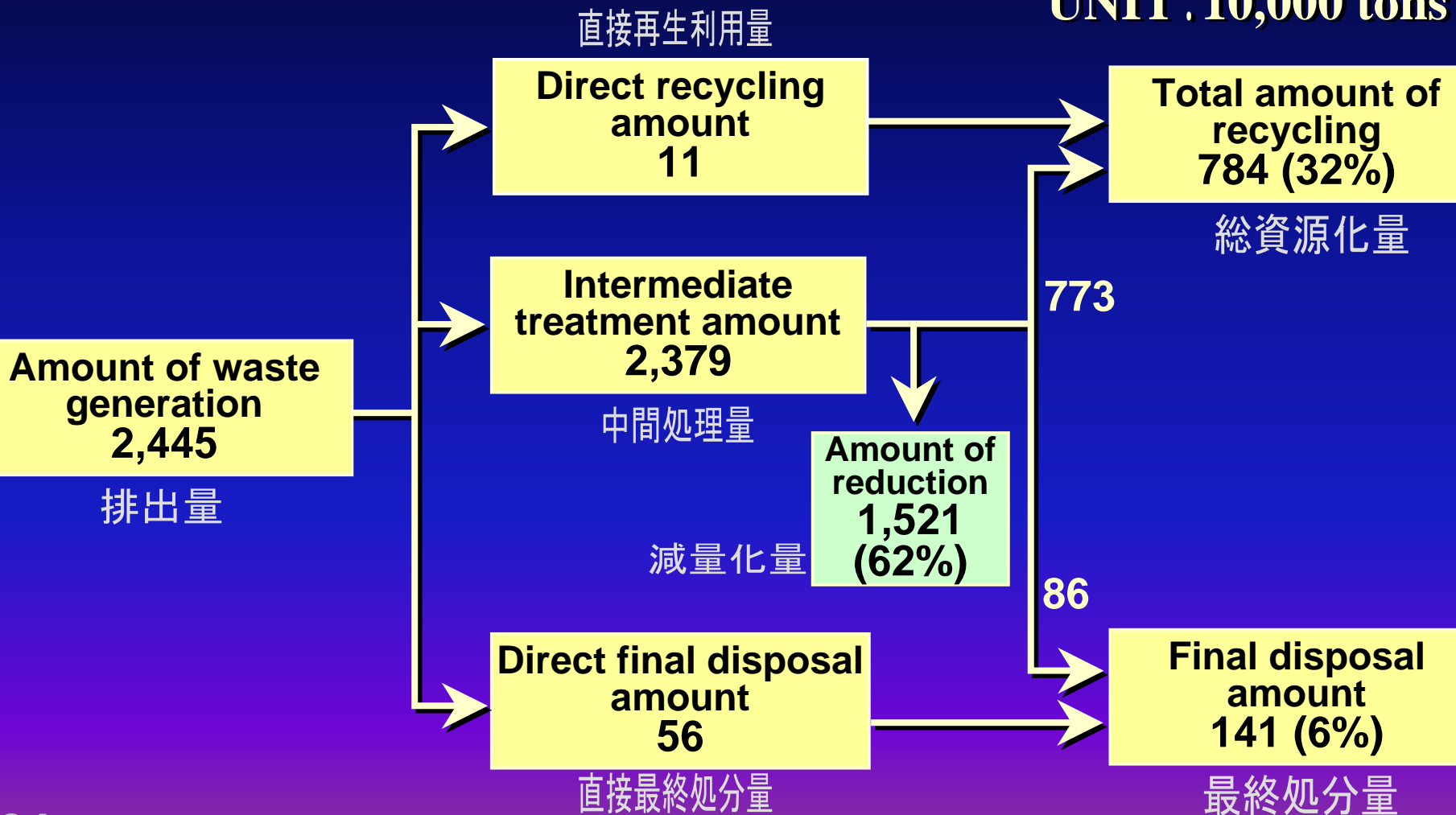
UNIT: 10,000 tons



Flow of Industrial Waste in Tokyo

FY 2005

UNIT: 10,000 tons

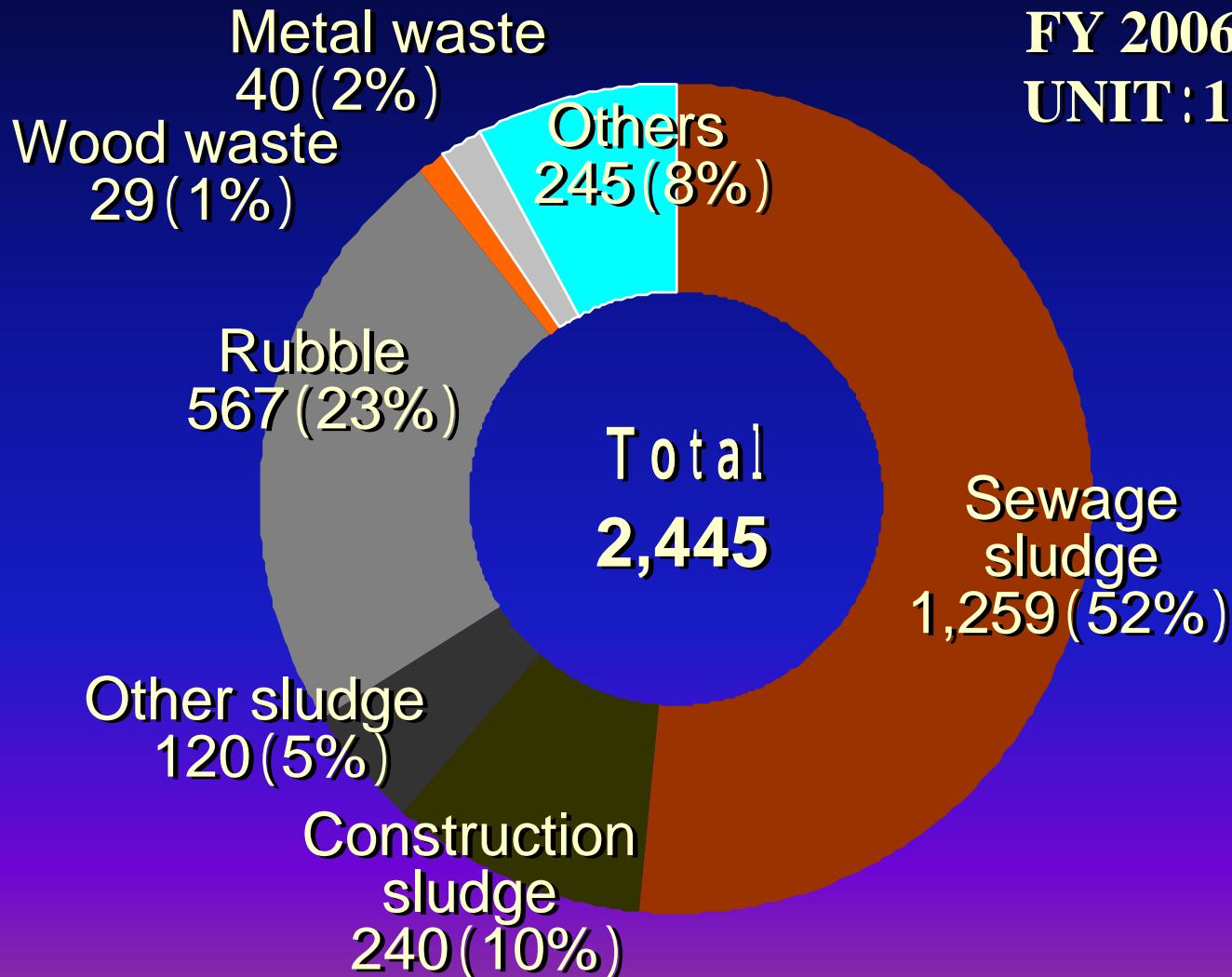


Amount of Industrial Waste by Waste Type in Tokyo

都内の産業廃棄物の種類別排出量

FY 2006

UNIT: 10,000 tons



*Measures taken in coming five
years by Tokyo Metropolis*

今後5年間の東京都の施策

Six solid waste issues that Tokyo Metropolis is facing

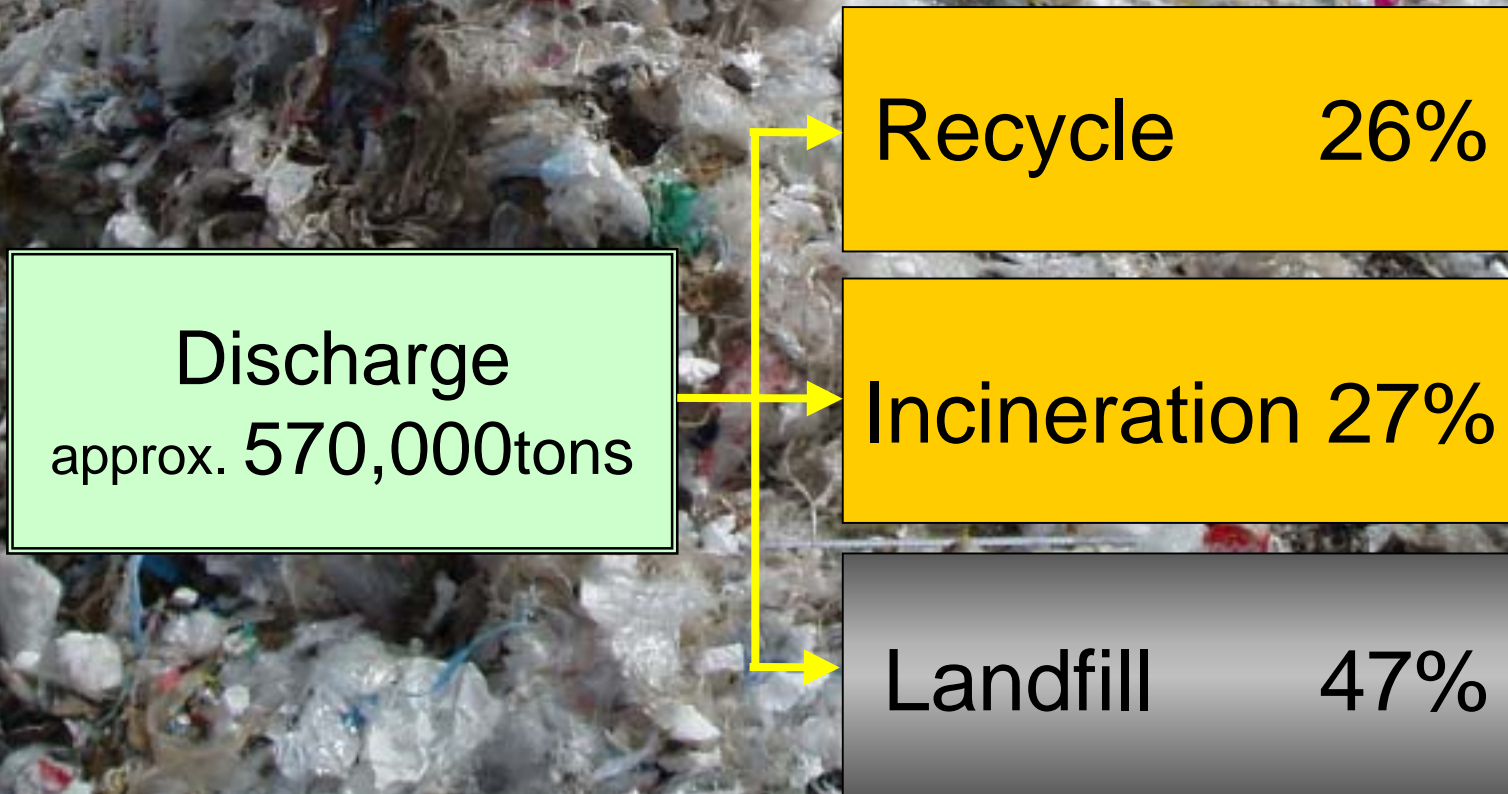
東京が直面している6つの廃棄物問題

- . Society is still generating a massive amount of solid waste**
- . Waste plastics whose treatment is depending on landfill disposal**
- . Great deal of construction sludge that has not been effectively used**
- . Appropriate treatment of hazardous waste and other substances that should be thoroughly carried out**
- . Inappropriate waste treatment that is repeatedly found**
- . Solid waste management and recycling businesses that require sound development**

Waste plastics whose treatment is depending on landfill disposal

埋立処分に依存している廃プラスチック類

FY2006

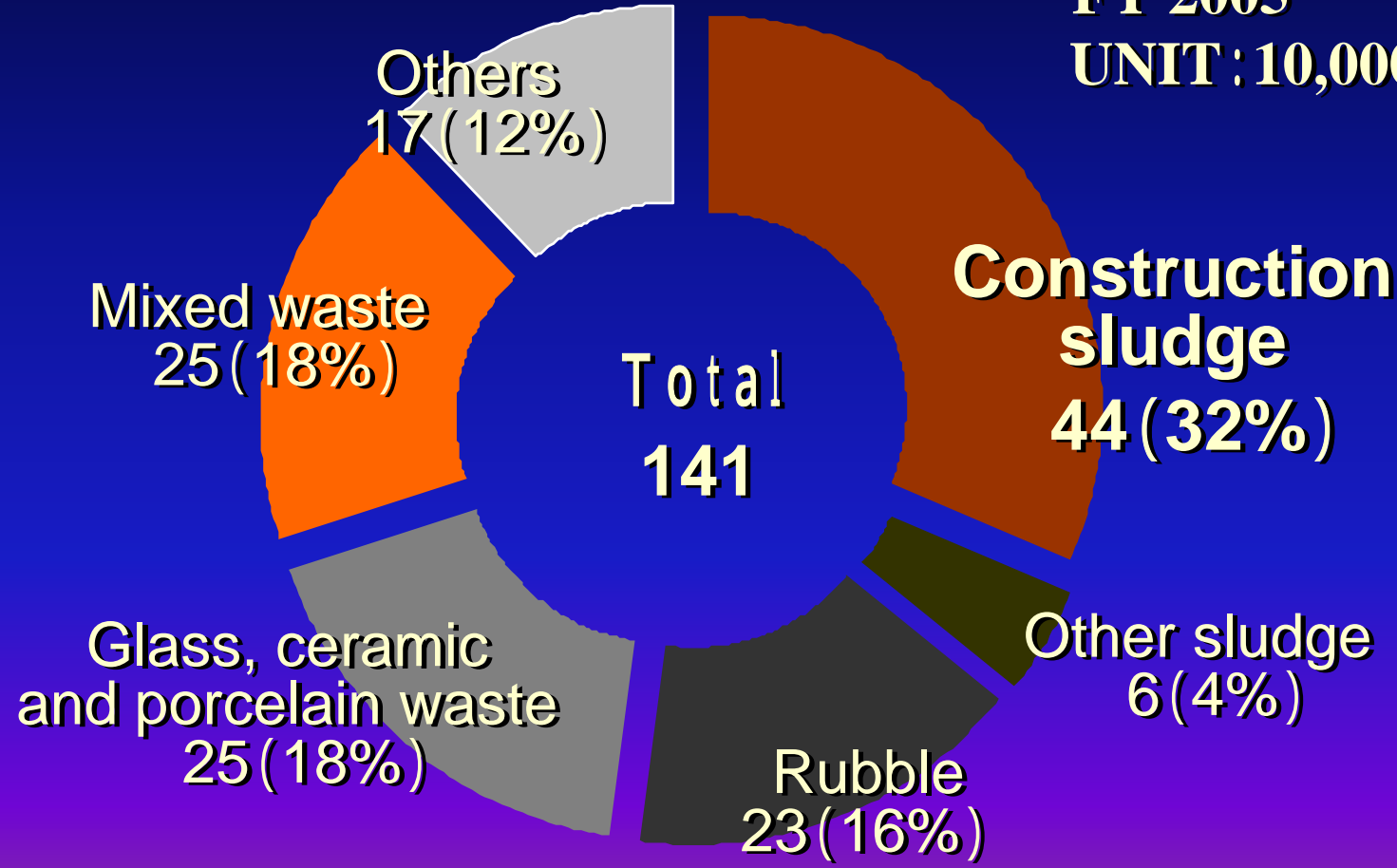


Great deal of construction sludge that has not been effectively used

有効活用されていない大量の建設泥土

FINAL DISPOSAL AMMOUNT

FY 2005
UNIT: 10,000 tons



Appropriate treatment of hazardous waste and other substances that should be thoroughly carried out

徹底すべき有害廃棄物等の適正処理

FY2004

Category	Amount of discharge	Rate of treatment	
		Inside Metropolis	Outside Metropolis
Infectious waste	32,000 tons	17,000 tons (53%)	15,000 tons (47%)
Waste asbestos	4,000 tons	5 tons (0.1%)	4,000 tons (99.9%)
Others*	36,000 tons	12,000 tons (33%)	24,000 tons (67%)
Total	72,000 tons	29,000 tons (40%)	43,000 tons (60%)

*Others include the four items; waste oil, combustion residue, sludge, and flyash

Plan objectives

計画目標

**i) Reducing final disposal of FY 2010 into 1.6 million tons
(35% reduction compared to FY 2004)**

ii) Promoting recycling of waste plastics in order to reduce final disposal into zero

iii) Increasing recycling of construction sludge by 50%

Plan objectives

計画目標

- iv) Establishing a management system of hazardous waste inside Tokyo Metropolis**
- v) Strengthening extensive liaison in Metropolitan sphere in order to reduce illegal disposal of industrial waste into zero**
- vi) Establishing a system in which good industrial waste management contractors can raise their market value**

Thank you for your attention